



**DBM 2500EE**  
**DBM 3500EE**



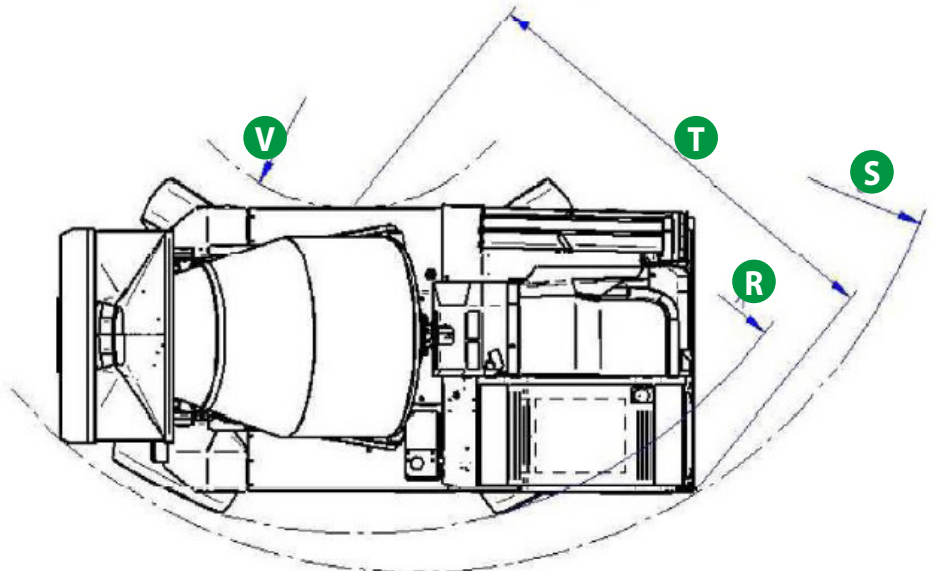
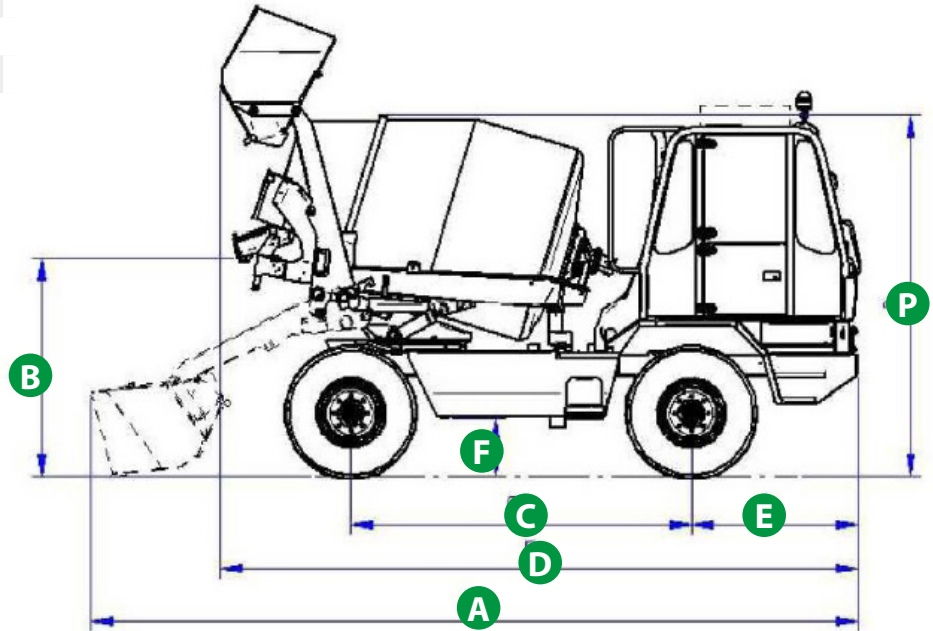
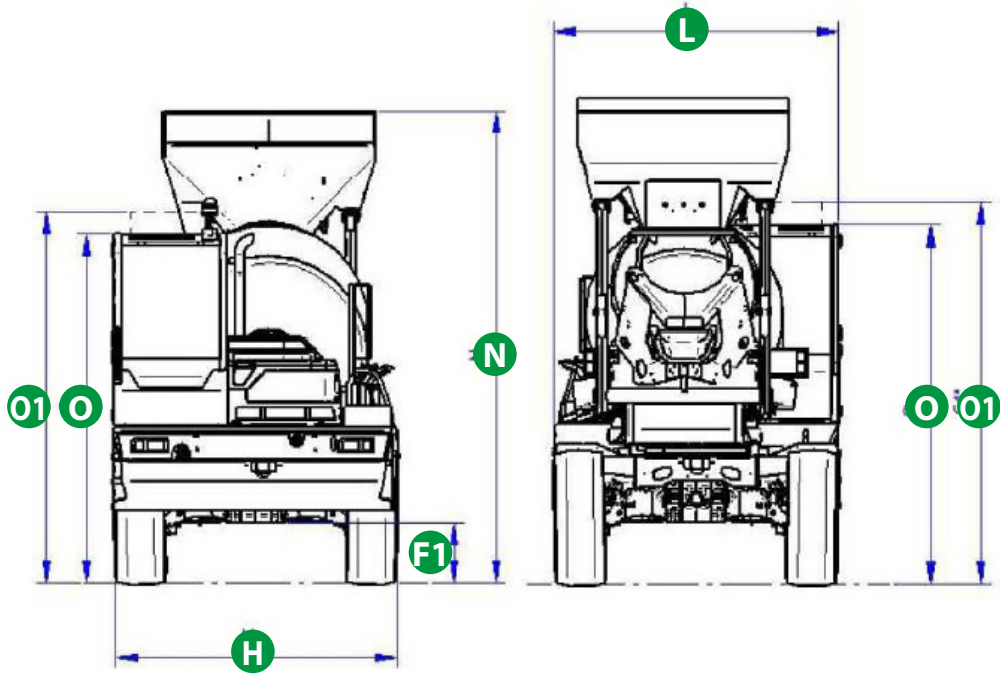
**MERLO**

PERFORMANCE AND FEATURES	DBM 2500EE	DBM 3500EE	
<b>PERFORMANCE</b>			
Unladen weight (kg)	6950	7300	
Concrete yield capacity (l)	2500	3500	
Drum volume (l)	3500	5000	
Loading bucket volume (l)	700	700	
Water pump capacity (l/min)	250	250	
Water tank capacity (l)	930	930	
Maximum unloading height without discharge chute (mm)	1760	2060	
Drum rotation speed (tr/min)	0 ÷ 26	0 ÷ 18	
<b>POWERTRAIN</b>			
Engine	DEUTZ TDC2012	DEUTZ TDC2012	
Engine power (kW/HP)	74.4/100	74.4/100	
Anti-pollution technology	TIER 3	TIER 3	
Fuel tank capacity (l)	200	200	
AdBlue tank capacity (l)	-	-	
Axles	Drop portal	Drop portal	
Brakes	Automatic parking brake		
Maximum gradeability: Fully laden (%)	45	40	
Maximum gradeability: Empty (%)	55	50	
Maximum transversal slope (%)	15	15	
Maximum speed (km/h)	40	40	
<b>CONFIGURATION</b>			
ROPS Cab	●	●	
Double driving position	●	●	
Hydrostatic transmission	EPD	EPD	
Number of gears	2	2	
Permanent four-wheel drive	●	●	
All wheel steering	●	●	
Three steering way	●	●	
Standard tyres	405/70-20	500/45-20	
Front and rear towing hooks	●	●	
Two extension chutes	●	●	
Ground control panel	●	●	

- Not Available. ● standard. ○ optional.

## DIMENSIONS

	DBM 2500EE	DBM 3500EE
A (mm)	6220	6480
B (mm)	1760	2060
C (mm)	2750	2750
D (mm)	5250	5460
E (mm)	1350	1350
F (mm)	470	435
F1 (mm)	470	435
H (mm)	2300	2355
L (mm)	2300	2300
O (mm)	2805	2770
O1 (mm)	2975	2940
N (mm)	3720	3880
P (mm)	2900	3100
R (mm)	4165	4200
S (mm)	4400	4730
T (mm)	3590	3590
V (mm)	1620	1620





**MERLO S.P.A.**  
Via Nazionale, 9  
12010 S. Defendente di Cervasca  
(Cuneo) Italia  
Tel. +39 0171 614111  
Fax +39 0171 684101

[info@merlo.com](mailto:info@merlo.com)  
[www.merlo.com](http://www.merlo.com)

Your Merlo dealer